

# Math 227 Statistics

For an accessible copy of the syllabus use the following link: [Accessible Syllabus](#)

## Fall 2023 Course Details

Lecture – M02 (13916)
Lab – M02A (14180)
Location: CMS 222; Class Meeting Time: 7:55 to 10:20am
<b>Prerequisite:</b> Intermediate algebra, the equivalent or higher, completed at the secondary or post-secondary level; or by meeting CA Title 5 CCR § 55063 math competency requirement of intermediate algebra, per LACCDAP4100; or by placing into any college-level math course.

## Instructor Contact Information:

**Instructor:** Karineh Abed

**Phone:** (818) 833-3391

**Email:** [abedk@lamission.edu](mailto:abedk@lamission.edu)

**Website:** <http://www.lamission.edu/~abedk/6490>

In-Person and Remote Office hours		
Every Monday and Wednesday	11am – 12:15pm	In-person in CMS124, Room 136
Every Tuesday and Thursday	10 am -11 am	Via zoom, here's the link: <a href="https://laccd.zoom.us/j/82785338463">https://laccd.zoom.us/j/82785338463</a> For remote office hours, upon entry you will be placed in a zoom waiting room before moving into the main zoom session.
Or by appointment		

## Fall 2023 IMPORTANT DATES:

Sunday, September 10 Deadline to enroll with a permission number

Sunday, September 10 Deadline to drop without a “W” notation

Sunday, November 19 Deadline to drop with a “W” notation on record  
Last day to drop with a refund is 9/10/2023

## General course description:

Course covers descriptive statistics, basic probability theory and inferential statistics with emphasis on understanding statistics methods. Topics include summarizing data; descriptive statistics; probability; discrete distributions; continuous distributions; sampling distributions; estimation and confidence intervals; hypothesis testing and inference; correlation and linear regression; analysis of variance (ANOVA), chi-square and t-tests; applications using data from disciplines including business, social sciences, psychology, life science, health science, and education. The use of technology such as Excel, Minitab, or StatCrunch is integrated into the course to perform statistical analysis and the relevance of the statistical findings is interpreted.

## Student Learning Outcomes:

1. Critically analyze descriptive statistics by reading charts, graphs and results of statistical analyses.
2. Choose the appropriate technique, and use technology to perform the necessary calculations for statistical analyses.
3. Interpret results of inferential statistical calculations for Confidence Intervals, Hypothesis Testing, and Regression Analysis.


## How to be Successful in this Course?

### Requirements and Recommended Material for this course:

1. Notebooks:

I strongly recommend that you use two notebooks for this course. One for in-class note taking, and one for homework/Quizzes/ StatCrunch prompts. Homework and Quizzes are online, but I encourage you when doing your online homework/quiz, have your homework notebook next to you. Write down the section number, the problem number and **StatCrunch prompts** you use to solve that problem. The best way to ask questions is to have your attempted work present.

2. Textbook:




Statistics, Informed Decisions Using Data, 6th Edition (by Michael Sullivan).

All students are required to purchase MyStatLab access since all learning resources including eText and assignments are provided in MyStatLab. (Physical textbook is optional.)

Students may purchase the access code online using the integrated Canvas course or from the LAMC bookstore: [https://eagleslanding.lamission.edu/buy\\_courselisting.asp](https://eagleslanding.lamission.edu/buy_courselisting.asp) (Do not purchase the access code from other websites including mypearsonstore.com and other bookstores since it is the custom access code only for LAMC Math 227/227S.)

StatCrunch, a web-based software embedded in MyStatLab will be used for statistical analysis.

3. Calculator:



A Scientific calculator is required. Any kind will do the job.

4. Flashcards/Highlighter/Straightedge:

While studying, take notes for definitions, important concepts, and in general anything that strikes you as important. You could also use your flashcards to write down the step-by-step process and StatCrunch prompts for a given problem. These flashcards will serve you when preparing for the assessments. Highlighters or colorful pen/pencil are a good way to color-code your study material.

## 5. MyStatLab Access:

**This is a crucial step to get access to the assignments and the e-text.**

To access the electronic textbook, homework assignments, quizzes, practice tests, and exams **you will need to register with MyStatLab. We will be using (MyStatLab) in conjunction with canvas.** Follow the steps below to set up and register with MyStatLab.

- i) Sign in to Canvas and enter your Canvas course, Math 227.
- ii) From the navigation tabs on the left of your canvas page, select “Access Pearson”
- iii) Select “Open Access Pearson”.
- iv) If you have an existing Pearson account, enter your Pearson account username and password to Link Accounts. If you don't have a Pearson account, select “Create” and follow the instructions.
- v) Select an access option: In this step you can select a 14-day free trial, or purchase the access code, or if you have purchased the textbook from Mission College bookstore, your book came bundled with this access code.

**Note #1:** At any point during this process if you are asked to enter a course ID, close that page and redo the steps again. There is no course ID for this course, since MyStatLab is linked to Canvas.

**Note #2:** Do not purchase the access code from elsewhere including the pearsonstore.com as this course is a custom course and any access code purchased from other websites will not give you access to our course.

**Note #3:** The access code for MyStatLab will be packaged with the new textbook sold in LAMC bookstore. You can also choose to purchase only the MyStatLab access code and use the e-text, this could be done from within our canvas course, by clicking on 'Access Pearson' navigation tab and using a credit card.

### Turn Off Pop-up Blocker

To ensure a smooth access to pearson assignments please follow the steps [here](#) to turn off the pop-up blocker on your browser.

### MyStatLab

Get your computer ready for the best experience, check the system requirements for your product at: <https://www.pearsonmylabandmastering.com/system-requirements/>

Need help? For help with MyLab Math for Canvas, go to:

[https://help.pearsoncmg.com/integration/cg/canvas/student/en/content/get\\_started.htm](https://help.pearsoncmg.com/integration/cg/canvas/student/en/content/get_started.htm)

## Class Policies:

### 1) Assessments:

There will be 4 assessments and a cumulative final exam. Four assessments will cover certain chapters as given below. To improve your course grade the final exam grade may replace your lowest assessment score. Here's the exam schedule:

**Assessment #1 Wednesday, September 20 (Ch1 - Ch3)**

**Assessment #2 Monday, October 16 (Ch4 - Ch7)**


**Assessment #3 Wednesday, November 1 (Ch8 – Ch9)**

**Assessment #4 Wednesday, November 22 (Ch10 – Ch11)**

**Final Exam Monday, December 11 from 7:30am to 9:30am (Ch1 – Ch13)**

### 2) Online Homework:

Homework problems are assigned based on material being covered. Each homework has a set due date, this is to ensure that you are not falling behind in the course (You may work on homework assignments beyond their due date to improve your homework grade). You can conveniently access the homework from Canvas from weekly modules. Most homework problems have a “Help me Solve this” and/or “View an example” option under “Question help”.



The screenshot shows a MyStatLab homework problem. On the left, the problem number is 1.1.4. The instruction reads: "Graph the equation  $y = -2x^2$ . Use the graphing tool to graph the equation." On the right, there is a coordinate plane with a grid. The y-axis is labeled with 20 and 16. A red circle highlights the "Question Help" button in the top right corner of the interface.

Since MyStatLab does not grade each step of your work, it is important that you write down your work in your homework notebook showing all the steps clearly.

At the conclusion of the course, I will drop two low score homework assignments to help you with your course grade.

### 3) Online Quizzes:

Quizzes are not timed, and you can take them as many times as you like, as long as you submit by the due date. The system will always keep the best score of your attempts.

Unlike the homework, there is no help option and you cannot review the correct answers until after you submit the entire quiz.

At the conclusion of the course, I will drop the lowest score chapter quiz to help you with your course grade.

#### 4) Lab Hour and Projects:

Students will work on projects with real world application during the lab. Projects will require students to use data and statistical techniques learned in class to make important decisions. More details will be communicated during class meetings.

#### 5) Standards for Student Conduct:

Dishonesty, such as cheating or knowingly furnishing false information to instructors and college personnel, turning in work that is not one's own will be grounds for disciplinary action at LAMC according to the Standards of Student Conduct as described on the LAMC Catalog. The penalty may range from no credit for the assignment up to an "F" grade and disciplinary action. Students are expected to adhere to all school policies, and to abide by the standards of student conduct as described in the LAMC catalog. Any infringement upon the rights of other students in the class will not be tolerated. Please refer to LACCD Board Rule 9800 for further information.

#### 6) Exclusion Policy:

Students are expected to attend all class meetings. Unexcused absences of three meetings may result in excluding students from class. Students themselves are responsible for dropping a class they no longer attend. The procedures for dropping classes are detailed in Los Angeles Mission College Catalog.

### Grading system:

Homework **15%**  
Chapter Quizzes **8%**  
Tech Demo & Practice Tests **7%**  
Projects and Discussions (Lab Activities) **10%**  
Assessments **35% (weighed 8.75% each)**  
Final Exam (Cumulative) **25%**

**90 - 100% A**  
**80 - 89% B**  
**70 - 79% C**  
**60 - 69% D**  
**0 - 59% F**

**For borderline cases, homework completion, participation, and level of improvement on the final are considered.**

### **Gradebook Access:**

To view your grade in the course at any time during the semester, click the "Grades" navigation tab in Canvas. **We do not use the gradebook in Pearson**. Pearson's gradebook will only be used to access past due assignments for review purposes.

### Free Tutoring and Support:

- ✓ Topic-specific support is available through (noncredit) Academic Preparation: ACAD PR 027CE Statistics Skills and Preparation I and ACAD PR 028CE Statistics Skills and Preparation II. Students are highly encouraged to attend these sessions for their successful completion of Math 227.
- ✓ Free math tutoring is available via LAMC LRC Math Center. Please visit the LRC website for more information: <https://lamission.edu/academic-services/learning-center>.
- ✓ Net Tutors is a 24/7 online tutorial service that students can access through Canvas.
- ✓ Math 227 Tech Demo -Video Solutions created by LRC Math Center are available, here's the link to Tech Demo Solutions: (<https://youtube.com/playlist?list=PLVWRJebTGnNeJGTpnCxX282Saeg0H4mTC>)

### Success and Study Tips:

- Attend class on time and actively participate in classroom discussions.
- Form a study group. This could also be your project group.
- Read the textbook. The textbook (eText) provides a reasonable level of mathematical rigor, and many exercises are quite revealing. I strongly encourage you to read/study the text carefully. The lectures are designed as a supplement to and not an alternative for the textbook. Students are expected to master all topics in the textbook unless otherwise indicated.

\*Caution: The textbook uses tables, but our lectures and all homework assignments use StatCrunch. You will also use StatCrunch for quizzes and tests.

## Accommodations for DSPS students:

LAMC students with verified disabilities who are requesting academic accommodations should use the following procedure:

- i) Obtain documentation of your disability from a licensed professional. You can use the [LAMC Disability Verification Form](#). Students exiting high school can use their IEP as a qualifying document.
- ii) Make an appointment with a Disabled Students Programs and Services (DSP&S) Counselor or Specialist to review your documentation and discuss reasonable accommodations. Please call DSP&S at (818) 364-7732 or use the Online Counter Support on the [DSP&S page](#) to schedule an eCounseling appointment.
- iii) Bring your disability documentation to your DSP&S eCounseling appointment, which will be held through Cranium Café. Be sure to use a laptop or computer with Chrome or Firefox (no smart phones) and a working video camera and microphone.
- iv) Every semester, you are required to meet with your DSP&S Counselor to review your academic progress and accommodation letter. After meeting with them, your written accommodation agreement will be emailed to your professor(s).

Please complete this process in a timely manner to allow adequate time to provide accommodation. Students who have questions with technology accessing Cranium Café or the webpage should send an email to Online Counter Support for further assistance; contact Adrian Gonzalez at [gonzala@lamission.edu](mailto:gonzala@lamission.edu) or Rachel Povolotsky at [povolor@lamission.edu](mailto:povolor@lamission.edu).

## Management of Stress and Mental Health:

If you, or someone you know is in distress due to the pressure of succeeding in school and contending with work, financial issues, relationships, managing time effectively, getting enough sleep, etc., please visit the Student Health Center (SHC), which offers a broad range of confidential student services including counseling and mental health services. The SHC is located in the Administrative Services Building. The SHC webpage is [lamission.edu/healthcenter](http://lamission.edu/healthcenter) and the phone number is 818-362-6182. The National Suicide Prevention Lifeline number is 800-273-8255.

## Resources:

[Basic Need Center](#): The Basic Needs Center supports students' well-being by providing referrals to various services.



[Associated Student Organization](#): Get involved in student government! Represent the student voice in campus government and organize clubs and events.

[CalWORKS](#): If you qualify for CalWORKs, you can get money for books/supplies and an array of support services to help you achieve self-sufficiency.

[Campus Sheriff](#): In the event of an emergency, you should call the campus sheriff; please put the number in your phone now: 818 364-7843

[Counseling](#): Do you know what classes you need to reach your educational goals? Create a roadmap to success with an academic counselor!

[Disabled Students Programs & Services](#): DSPS is committed to developing strategies that provide equal opportunity and promote academic success for students with disabilities.

[EOP&S](#): We help economically and educationally underrepresented students to achieve their educational goal(s). If you qualify, you will receive benefits such as academic counseling, Student Educational plans, priority registration, transfer assistance, tutoring, cash & book grants, meal vouchers, and assistance with technology.

[Financial Aid & Scholarships Office](#): Find out if you qualify for financial aid (including federal and state grants, loans, work-study jobs, and scholarships) by talking to one of our financial aid specialists.

[Foster and Kinship Care/Guardian Scholars Programs](#): If you are a foster youth, or a foster/resource parent, we can help you—in English or Spanish—with training and advocacy for parents and support services for former/current foster youth students.

[Honors Program](#): Want to increase your chances of acceptance into a University? Take an Honors class!

[Learning Resource Center](#): Visit the LRC to get tutoring (both individual and group), topic-specific workshops, and review sessions -- all free of charge!

Math Center: Free Math tutoring, computer and internet access are available. Call (818) 364-7811 or visit CMS 121.

[STEM Program](#): For those interested in pursuing a science, technology, engineering and math, please call the STEM Office at (818) 364-4161.

[Program Mapper](#): Access the online system that helps you decide on a major, determine exactly what classes you need for the degree or certificate you desire, plan out your schedule, and more!

[Pathway Coaches](#): A Pathway Coach supports students throughout their college experience from beginning to end, helping them with enrollment, financial aid, counseling, tutoring, and basic needs.

[Student Portal](#): Update your email address, view your schedule and grades from past semesters through the portal.

# Tentative Schedule for Math 227, Fall 2023

(For due dates refer to each assignment in Canvas)

Tentative weekly plan		
Week 1	Monday, 8/28 Intro and Cover Sections 1.1 to 1.3	Wednesday, 8/30 Cover Sections 1.4 to 1.5
Week 2	Monday, 9/4 No Class Labor Day Holiday	Wednesday, 9/6 Cover Sections 2.1 to 2.3
Week 3	Monday, 9/11 Cover Sections 2.4 and 3.1	Wednesday, 9/13 Cover Sections 3.2 and 3.4
Week 4	Monday, 9/18 Cover Section 3.5 and Review	<b>Wednesday, 9/20 Exam 1 (Ch 1 to 3)</b>
Week 5	Monday, 9/25 Cover Sections 4.1 to 4.2	Wednesday, 9/27 Cover Sections 4.2 and 5.1
Week 6	Monday, 10/2 Cover Sections 5.2 to 5.3	Wednesday, 10/4 Cover Sections 6.1 to 6.2
Week 7	Monday, 10/9 Cover Sections 7.1 to 7.2	Wednesday, 10/11 Cover Section 7.3 and Review
Week 8	<b>Monday, 10/16 Exam 2 (Ch 4 to 7)</b>	Wednesday, 10/18 Cover Sections 8.1 to 8.2
Week 9	Monday, 10/23 Cover Sections 9.1 to 9.2	Wednesday, 10/25 Cover Section 9.3
Week 10	Monday, 10/30 Review	<b>Wednesday, 11/1 Exam 3 (Ch 8 &amp; 9)</b>
Week 11	Monday, 11/6 Cover Sections 10.1 to 10.2	Wednesday, 11/8 Cover Section 10.3 to 10.4
Week 12	Monday, 11/13 Cover Sections 11.1 to 11.2	Wednesday, 11/15 Cover Sections 11.3 to 11.4
Week 13	Monday, 11/20 Review	<b>Wednesday, 11/22 Exam 4 (Ch 10 &amp; 11)</b>
Week 14	Monday, 11/27 Cover Section 12.1 to 12.2	Wednesday, 11/29 Cover Section 13.1
Week 15	Monday, 12/4 Final Review	Wednesday, 12/6 Final Review
Week 16	Monday, 12/11 Final Exam from 7:30am to 9:30am	No Class