

MyELT

How to Activate the
Pathways Online
Workbooks



How to activate your Pathways Online Workbook

Go to:

<https://myelt.heinle.com>

You will need two things:

1. The "Content Access Code" that is printed on the cardboard insert that comes with the book.
2. The "Course Key" provided by your instructor

<https://myelt.heinle.com>

STEP #1

Username
Password
Sign In [Forgot Password?](#)

New users
Click Here
"Create an Account"

Not Registered? [Create an Account!](#)

Tours & Tutorials



Introduction to MyELT



How to Create a Student Account



How to Request an Instructor Account



How To Log In to MyELT




Other Tutorials and User Guides



Select Account Type

STEP #2

To start using MyELT, you must first tell us if you want to register as a student or as an instructor?



Student




Instructor

Click here

Next

Create an Account: Step 1



Step 1: To get started, we need to identify what type of learning resource you will be using. Please answer the following question and click “Next.”

Instructor-led


I will use this product as part of an instructor-led class.

OR

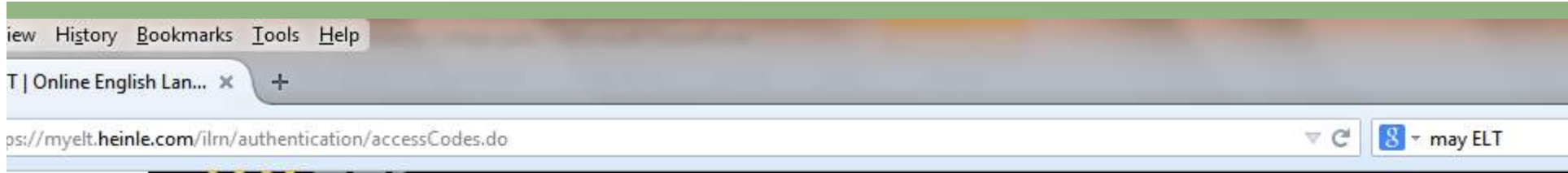
Self-Study

I will use this product on my own.

Next



STEP #3



Create an Account: Step 2



Step 2: Enter the Course Key and Content Access Code

***Required**

STEP #4 **STEP #5**

Course Key* **AND** **Content Access Code***

Enter Course Key Enter Access Code

Example: E-Y5RKWWZMPSY55 Example: EET_B365-4XWVA5FJ4PEZV

Enter Course Key provided by your instructor

Enter "Content Access Code" that is printed on the cardboard insert that comes with the book.

Content Type

Key/Code

Account Information

Process C

STEP #6

Fill in required fields.

Step 3: Complete the account information form. All fields are required.

MyELT Account Information

Create a Login ID ?

Maximum of 60 characters

Create Password ?

Maximum of 15 characters

Retype Password

Email Address

Retype Email Address

Choose a Security Question ?

Select a Question

Answer ?




Personal Information

First name

Last name

Country of Residence

Select your country



Answer ?

Personal Information

First name

Last name

Country of Residence

Select your country

Final Step

End User License Agreement



IMPORTANT - READ CAREFULLY:

This End User License Agreement ("Agreement") sets forth the conditions by which MyELT Higher Education, a division of MyELT Learning Inc. (MyELT) provides you with access to the MyELT Learning-owned licensed content and associated media, software, documentation, printed materials and electronic documents and/or made available to you via this Website (the "Licensed Content"), available to you (the "End User"). BY CLICKING THE "I AGREE" BUTTON TO ACCEPT THIS PACKAGE, YOU ACKNOWLEDGE THAT YOU HAVE READ ALL OF THE TERMS AND CONDITIONS, AND THAT YOU AGREE TO BE BOUND BY ITS TERMS.

I agree.

I don't agree.

Submit





Create an Account: Step 4



Congratulations! You've created your MyELT account!

A confirmation message with your MyELT account information was sent to the e-mail below:

Steven.Maggiore@cengage.com

Start Using MyELT

